

ARCHITECT'S FIELD REPORT**08**

PROJECT	Village Center Remodel Emmons Building, 600 Gothic Road Axtell Building, 22 Snowmass Road	DATE	10/1/19
----------------	--	-------------	---------

CONDITIONS			
DATE	10/1/19	TIME	9:00 am
WEATHER	Sunny, Chilly	TEMP	35 deg

WORK OBSERVED	
Specialty Concrete Repair, Metal Wainscot Installation	
TRADES PRESENT	
Pinnacle Inc.	

PARTIES			
<input checked="" type="checkbox"/>	Ben White	Ben White Architecture	970-349-5378
<input type="checkbox"/>	Dylan Brown	Kramer & Brown	970-349-5378
<input type="checkbox"/>	Scott Bogart	Pinnacle Construction	970-349-5122
<input type="checkbox"/>	Brian Burthe	Mays Construction	970-314-5417
<input type="checkbox"/>	Greg Muller	All Around Surfaces	605-610-9255
<input checked="" type="checkbox"/>	Wanda Bearth	Crested Butte Lodging	970-349-2400
<input type="checkbox"/>	Sierra Bearth	Crested Butte Lodging	970-349-2400

COMMENTS & OBSERVATIONS
<p>1.) Walked the site with Wanda Bearth and Sierra Bearth, Crested Butte Lodging.</p> <p>2.) Observed Emmons Plaza Deck and Guardrail repairs. Plaza deck edge form work is underway.</p> <p>3.) Noted continued excavation work on the north end of Emmons for the stair landing posts.</p> <p>4.) Noted the lift has leaked hydraulic oil on the west and south Emmons sidewalks.</p> <p>5.) Installation of metal wainscot has started on Axtell Building.</p> <p>6.) Roof repair work continues on Emmons Building.</p> <p>7.) Site cleanliness was noted. Work areas that need to be cleaned on a daily basis. Excessive debris, nails, and screws were cleaned by CBL.</p>


PHOTO – WORK ITEM	DESCRIPTION	ACTION
	<p>10/1/19 – Photo 1 Emmons Building</p> <p>Parking lot looking north.</p>	Note
	<p>10/1/19 – Photo 2 Emmons Building</p> <p>Parking lot looking west.</p>	Note
	<p>10/1/19 – Photo 3 Emmons Building</p> <p>Parking lot looking west. Dumpster trailer is on site.</p>	Note

PHOTO – WORK ITEM	DESCRIPTION	ACTION
	<p>10/1/19 – Photo 4 Emmons Building</p> <p>Parking Lot looking south. The construction area is clean.</p>	Note
	<p>10/1/19 – Photo 5 Emmons Building</p> <p>West Plaza Deck. Guardrail has been removed and the edge of the concrete plaza deck has been removed. Board have been set to pour the new concrete edge.</p>	Note
	<p>10/1/19 – Photo 6 General Note</p> <p>Site cleanliness noted. Construction areas need to be cleaned on a daily basis. CBL assisted with sweeping in high traffic areas.</p>	PI

PHOTO – WORK ITEM	DESCRIPTION	ACTION
	<p>10/1/19 – Photo 7 Emmons Building</p> <p>North elevation. Post pier excavation is complete.</p>	Note
	<p>10/1/19 – Photo 8 Emmons Building</p> <p>North elevation. Excavation is complete.</p>	Note
	<p>10/1/19 – Photo 9 Emmons Building</p> <p>North elevation. Excavation is complete.</p>	Note

PHOTO – WORK ITEM	DESCRIPTION	ACTION
	<p>10/1/19 – Photo 10 Emmons Building</p> <p>Northwest pier excavation. Note irrigation lines have been disconnected. Lines will be rerouted around the pier.</p>	Note
	<p>10/1/19 – Photo 11 Emmons Building</p> <p>West Plaza Deck looking south. Safety barricade leading to 2nd Floor commercial entrance.</p>	Note
	<p>10/1/19 – Photo 12 Emmons Building</p> <p>West Plaza Deck Detail of steel embed for the new guardrail post.</p>	Note

PHOTO – WORK ITEM	DESCRIPTION	ACTION
	<p>10/1/19 – Photo 13 Emmons Building</p> <p>Looking south down the plaza deck. Rebar and formwork for the new deck edge is underway.</p>	Note
	<p>10/1/19 – Photo 14 Emmons Building</p> <p>Two-part embed plates ready for installation.</p>	Note
	<p>10/1/19 – Photo 15 Emmons Building</p> <p>Looking north at the formwork.</p>	Note




PHOTO – WORK ITEM	DESCRIPTION	ACTION
	<p>10/1/19 – Photo 16 Emmons Building</p> <p>Detail of the formwork.</p>	<p>Note</p>
	<p>10/1/19 – Photo 17 Emmons Building</p> <p>Detail of the formwork.</p>	<p>Note</p>
	<p>10/1/19 – Photo 18 Emmons Building</p> <p>Detail of the formwork and rebar at the south corner.</p>	<p>Note</p>




PHOTO – WORK ITEM	DESCRIPTION	ACTION
	<p>10/1/19 – Photo 19 Emmons Building</p> <p>East sidewalk. Hydraulic oil from the United Lift tracks the full length of the sidewalk.</p>	PI
	<p>10/1/19 – Photo 20 Emmons Building</p> <p>East sidewalk. Hydraulic oil from the United Lift tracks the full length of the sidewalk.</p>	PI
	<p>10/1/19 – Photo 21 Emmons Building</p> <p>South sidewalk. Hydraulic oil tracks to the lift. Sand/gravel has been applied.</p> <p>Clean up efforts to be coordinated.</p>	PI

PHOTO – WORK ITEM	DESCRIPTION	ACTION
	<p>10/1/19 – Photo 22 Axtell Building</p> <p>Trailer has been parked in front of the fire hydrant. SB has been alerted.</p>	PI
	<p>10/1/19 – Photo 23 Axtell Building</p> <p>Construction area and fencing.</p>	Note
	<p>10/1/19 – Photo 24 Axtell Building</p> <p>Construction area and fencing.</p>	Note

PHOTO – WORK ITEM	DESCRIPTION	ACTION
	<p>10/1/19 – Photo 25 Axtell Building</p> <p>Construction area and fencing.</p>	Note
	<p>10/1/19 – Photo 26 Axtell Building</p> <p>West elevation.</p>	Note
	<p>10/1/19 – Photo 27 Axtell Building</p> <p>West elevation.</p>	Note

PHOTO – WORK ITEM	DESCRIPTION	ACTION
	<p>10/1/19 – Photo 28 Axtell Building</p> <p>Paint punch list area. Touch-ups have been completed.</p>	Note
	<p>10/1/19 – Photo 29 Axtell Building</p> <p>Paint punch list area. Touch-ups have been completed.</p>	Note
	<p>10/1/19 – Photo 30 Axtell Building</p> <p>South elevation. Metal wainscot installation has begun.</p>	Note

PHOTO – WORK ITEM	DESCRIPTION	ACTION
	<p>10/1/19 – Photo 31 Axtell Building</p> <p>Gable end, south side. New composite window trim has been installed.</p>	Note
	<p>10/1/19 – Photo 32 Axtell Building</p> <p>Gable end, north side. New composite window trim has been installed.</p>	Note
	<p>10/1/19 – Photo 33 Axtell Building</p> <p>Wood furring strips for the metal wainscot have been installed on the west, second floor.</p>	Note

PHOTO – WORK ITEM	DESCRIPTION	ACTION
	<p>10/1/19 – Photo 34 Axtell Building</p> <p>Detail of the metal cap and J-channel end trim.</p>	Note
	<p>10/1/19 – Photo 35 Axtell Building</p> <p>Detail of furring strips installed on the northwestern corner.</p>	Note
	<p>10/1/19 – Photo 36 Axtell Building</p> <p>Detail of furring strips installed on the north elevation.</p>	Note

PHOTO – WORK ITEM	DESCRIPTION	ACTION
	<p>10/1/19 – Photo 37 Axtell Building</p> <p>Detail of furring strips installed on the north elevation.</p>	Note
	<p>10/1/19 – Photo 38 Axtell Building</p> <p>East elevation view. Metal siding installation underway.</p>	Note
	<p>10/1/19 – Photo 39 Axtell Building</p> <p>Site cleanliness noted. Areas with debris need to be cleaned on a daily basis.</p>	PI

END OF FIELD REPORT